

Reduced Risk. Peace of Mind!

We may screen for some of the following conditions in determining your cat's health status and ability to tolerate anaesthesia.



Liver

Biochemistry tests can indicate:

- Liver disease
- Dehydration
- Obstruction of the bile ducts
- Abnormalities resulting from long-term medications



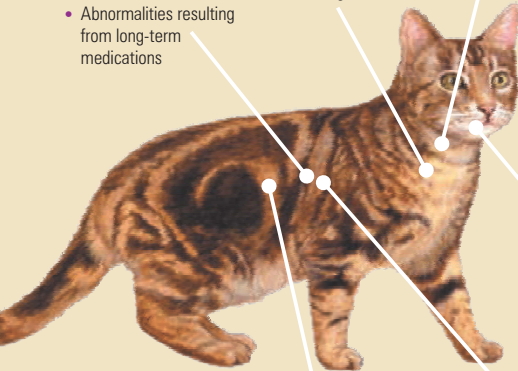
Heart and Lungs

Immunoassay tests can detect heartworm infection, which can cause disease in the heart as well as in the lungs.



Thyroid

Biochemistry and thyroid hormone tests (T4) can indicate thyroid disease.



Teeth

Dental exams uncover abnormalities in teeth and the soft tissue of the mouth.
Oral disease may indicate secondary health problems.



Blood

CBC is used to screen for:

- Anaemia (low red blood cells)
- Inflammation
- Infection
- Stress
- Leukaemia
- Bleeding problems
- Inability to fight infection
- Hydration status



Kidney

Blood and urine tests can indicate:

- Early kidney disease
- Kidney failure
- Infection
- Stones
- Cancer
- Abnormalities resulting from long-term medications

Urinalysis and urine protein: creatinine ratio tests are used to better evaluate:

- Kidney function
- Urinary tract disease
- Kidney infection



Pancreas and Intestine

Biochemistry and specialised tests can indicate:

- Pancreatitis (inflammation of the pancreas)
- Diabetes mellitus
- Abnormalities resulting from long-term medications
- Cancer

Faecal tests identify parasites that can cause:

- Diarrhoea
- Weight loss
- Blood loss
- Infections in humans (zoonosis)

Help us keep your pet healthy with preanaesthetic testing.

To ensure your pet can properly process and eliminate an anaesthetic, we run tests to confirm that your pet's organs are functioning properly and to find hidden health conditions that could put your pet at risk.

The top FOUR reasons to test your pet before anaesthesia

1. Enjoy peace of mind.

Testing can significantly reduce medical risk.

2. Detect hidden illness.

Healthy-looking pets may be hiding symptoms of a disease or ailment. Testing helps detect this kind of illness so we can avoid problems with anaesthesia.

3. Reduce risks and consequences.

If the pre-anaesthetic testing results are normal, we can proceed with confidence. If not, we can alter the anaesthetic procedure or take other precautions to safeguard your pet's health.

4. Protect your pet's future health.

These tests become part of your pet's medical record, providing a baseline for future reference.



Unit 20, 38-46 South St, Rydalmere NSW 2116 www.idexx.com.au

What you should know about

Anaesthesia and your pet



Early Detection, Early Intervention...

We may screen for some of the following conditions in determining your dog's health status and ability to tolerate anaesthesia.



Liver

Biochemistry tests can indicate:

- Liver disease
- Cushing's disease
- Abnormalities resulting from long-term medications



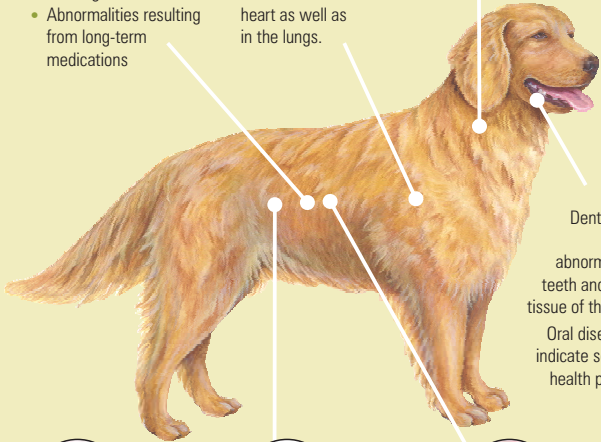
Heart and Lungs

Immunoassay tests can detect heartworm infection, which can cause disease in the heart as well as in the lungs.



Thyroid

Biochemistry and thyroid hormone tests (T4) can indicate thyroid disease.



Teeth

Dental exams uncover abnormalities in teeth and the soft tissue of the mouth.
Oral disease may indicate secondary health problems.



Blood

CBC is used to screen for:

- Anaemia (low red blood cells)
- Inflammation
- Infection
- Stress
- Leukaemia
- Bleeding problems
- Inability to fight infection
- Hydration status



Kidney

Blood and urine tests can indicate:

- Early kidney disease
- Kidney failure
- Infection
- Stones
- Cancer
- Abnormalities resulting from long-term medications

Urinalysis and urine protein: creatinine ratio tests are used to better evaluate:

- Kidney function
- Urinary tract disease
- Kidney infection



Pancreas and Intestine

Biochemistry and specialised tests can indicate:

- Pancreatitis (inflammation of the pancreas)
- Diabetes mellitus
- Abnormalities resulting from long-term medications
- Cancer

Faecal tests identify parasites that can cause:

- Diarrhoea
- Weight loss
- Blood loss
- Infections in humans (zoonosis)

To help ensure safe anaesthesia for your pet, we will run a combination of the following tests

HAEMATOLOGY

Complete Blood Count (CBC) A CBC provides detailed information about red blood cells, white blood cells and platelets. The total white blood cell count, along with individual leucocyte counts, can help identify underlying stress, inflammation, an inability to fight infection and potentially, leukaemia.

Low platelet numbers can indicate a potential bleeding problem. We might advise that surgery be delayed if anaemia, inflammation or, especially, a low platelet count is present because these conditions could result in serious surgical conditions.

BLOOD CHEMISTRY

PRE-ANAESTHETIC PANEL (PAP)

Alkaline Phosphatase (ALKP) An enzyme present in multiple tissues, including liver and bone. Elevated levels can indicate liver disease, Cushing's syndrome or steroid therapy.

Total Protein (TP) The level of TP can indicate a variety of conditions, including dehydration, inflammation and diseases of the liver, kidney or intestine.

Blood Urea Nitrogen (BUN) BUN is produced by the liver and excreted by the kidneys. Abnormally high levels can indicate kidney disease or dehydration, and low levels can be associated with liver disease.

Aminotransferase (ALT) An enzyme that becomes elevated with liver cell injury.

Creatinine (CREA) Creatinine is a byproduct of muscle metabolism and is excreted by the kidneys. Elevated levels can indicate kidney disease, urinary tract obstruction or dehydration.

Blood Glucose (GLU) High levels can indicate diabetes. In cats, high levels can also indicate stress, which can be a result of the trip to the veterinary hospital. Low levels can indicate liver disease, infection or certain tumours.

GENERAL HEALTH PROFILE (GHP) [PAP plus the following tests]

Albumin (ALB) A protein that is produced by the liver. Reduced levels of this protein can point to chronic liver, kidney, inflammatory or intestinal disease. Elevations indicate dehydration.

Cholesterol (CHOL) Elevated levels of cholesterol are seen in a variety of disorders, including hypothyroidism and liver or kidney disease. Reduced levels can occur with liver dysfunction or some intestinal diseases.

Total Bilirubin (TBIL) Bilirubin is a breakdown product of haemoglobin, as well as a component of bile. Blood bilirubin levels are useful in indicating liver disease and may help identify certain types of anaemia.

Amylase (AMYL) An enzyme produced by the pancreas. The pancreas secretes amylase to aid in digestion. Elevated levels in the blood can indicate pancreatic disease.

Phosphorus (PHOS) Elevated phosphorus can be an indicator of kidney disease.

Calcium (Ca+) Increased levels can be seen with diseases of the parathyroid gland and kidneys, or as an indicator of certain types of tumours.

ELECTROLYTES

Sodium, Potassium, Chloride (Na+, K+, Cl-) The balance of these electrolytes is vital to your pet's health. Abnormal levels can be life-threatening. Electrolyte tests are important when evaluating vomiting, diarrhoea, dehydration and cardiac (heart) symptoms.

URINALYSIS

(UA) The urine contains byproducts from many organs, such as the kidneys, liver and pancreas. Abnormal levels of these byproducts can indicate diabetes or liver or urinary tract disease.

ELECTROCARDIOGRAM

(ECG) Detects heart rate and electrical rhythm. Certain abnormal rhythms and heart rates can be harmful to animals undergoing anaesthesia.

ENDOCRINOLOGY


Thyroxine (T4) This is a measurement of the level of thyroid hormone circulating in the blood, and is helpful in identifying thyroid disease. Thyroid disease occurs in both dogs and cats, and can have a serious impact on health if left untreated. Testing is especially important in cats older than seven years.

OTHER TESTS

Heartworm: Heartworms are parasites that can live in the heart, major blood vessels and the lungs. Left untreated, heartworms can be life-threatening.

Gamma-Glutamyl Transferase (GGT) Increases in GGT, a liver enzyme, are a measure of cholestasis.

OTHER-SPECIFIC TESTS



Pancreatic: Elevated canine pancreatic lipase (cPL) and feline pancreatic lipase (fPL), along with clinical assessment can help determine whether patients have pancreatitis, a potentially serious condition.

FELINE-SPECIFIC TESTS



Feline Immunodeficiency Virus (FIV) and Feline Leukaemia Virus (FeLV) FIV and FeLV infection are two of the most serious, life-threatening illnesses in cats.

